


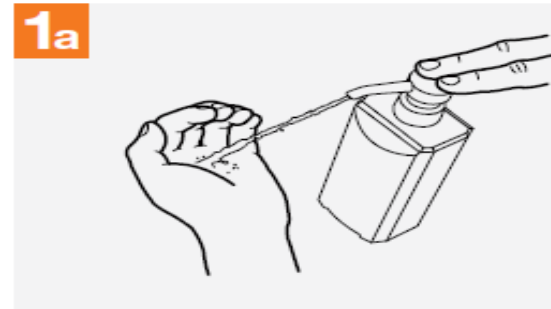


LABORATORY RULES

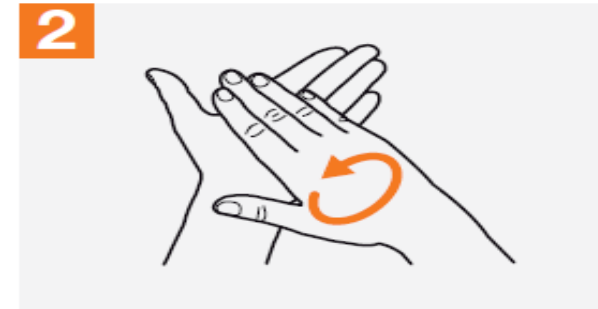
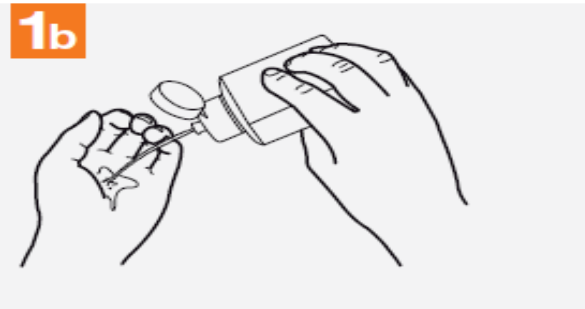
How to Handrub?

RUB HANDS FOR HAND HYGIENE! WASH HANDS WHEN VISIBLY SOILED

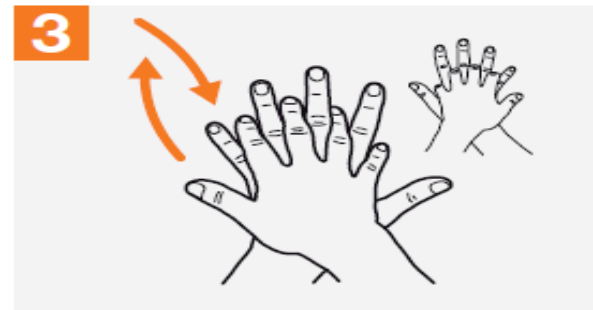
 **Duration of the entire procedure: 20-30 seconds**



Apply a palmful of the product in a cupped hand, covering all surfaces;



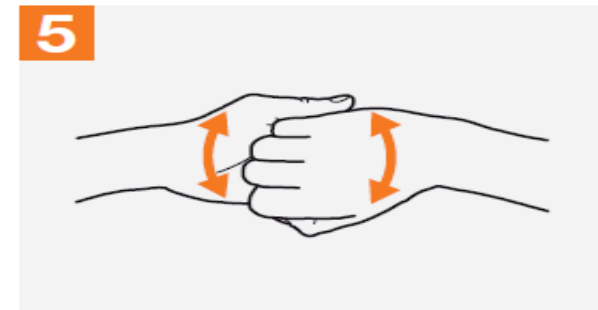
Rub hands palm to palm;



Right palm over left dorsum with interlaced fingers and vice versa;



Palm to palm with fingers interlaced;



Backs of fingers to opposing palms with fingers interlocked;

6



Rotational rubbing of left thumb clasped in right palm and vice versa;

7



Rotational rubbing, backwards and forwards with clasped fingers of right hand in left palm and vice versa;

8



Once dry, your hands are safe.



**World Health
Organization**

Patient Safety

A World Alliance for Safer Health Care

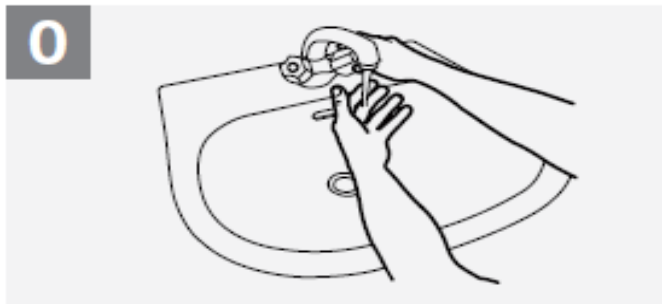
SAVE LIVES

Clean Your Hands

How to Handwash?

WASH HANDS WHEN VISIBLY SOILED! OTHERWISE, USE HANDRUB

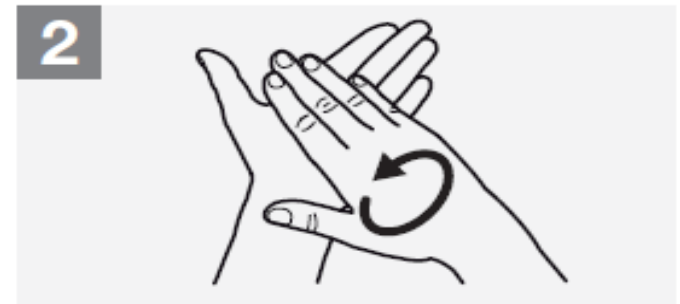
 Duration of the entire procedure: 40-60 seconds



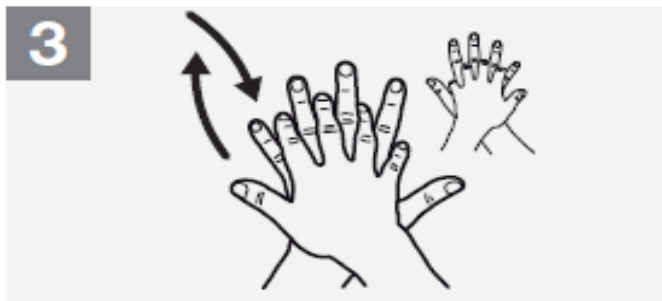
Wet hands with water;



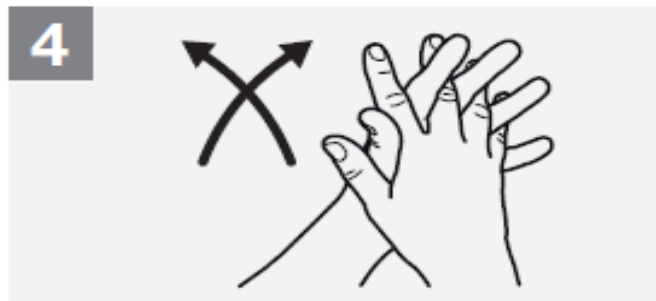
Apply enough soap to cover all hand surfaces;



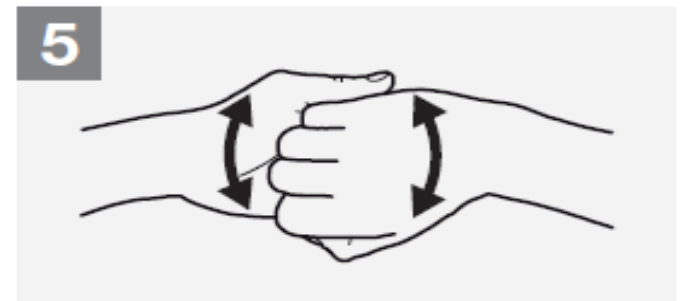
Rub hands palm to palm;



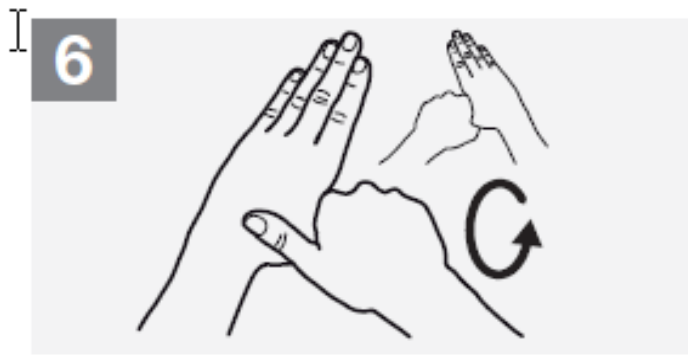
Right palm over left dorsum with interlaced fingers and vice versa;



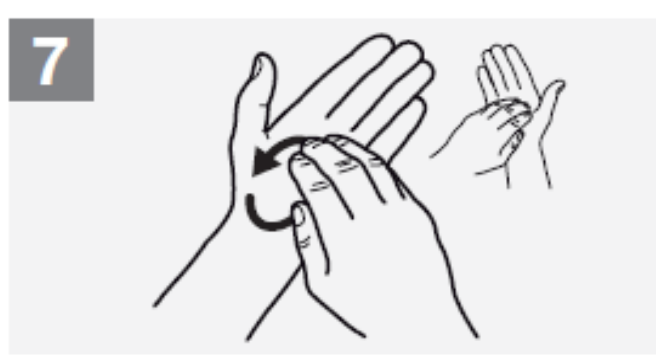
Palm to palm with fingers interlaced;



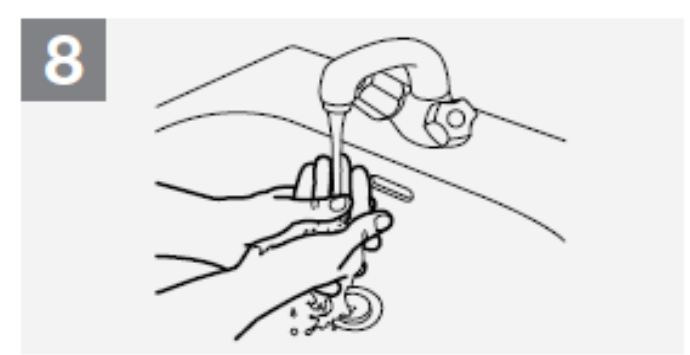
Backs of fingers to opposing palms with fingers interlocked;



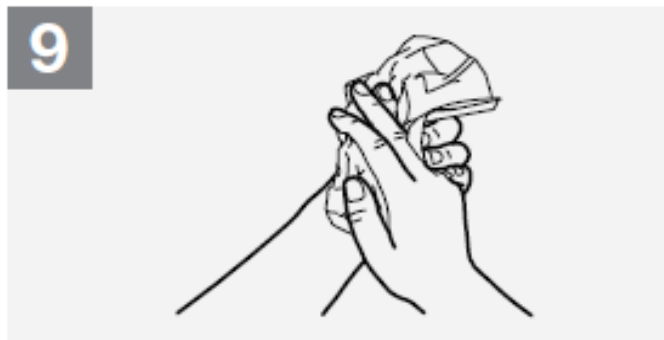
6 Rotational rubbing of left thumb clasped in right palm and vice versa;



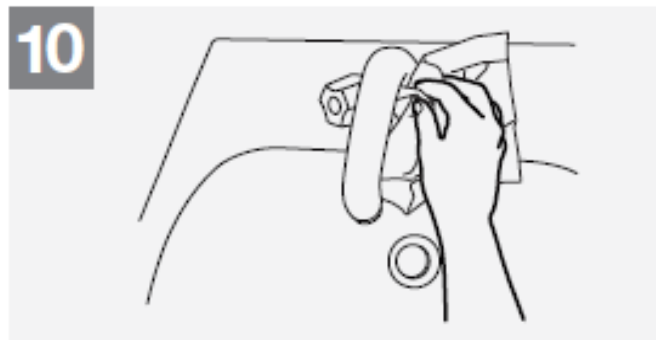
7 Rotational rubbing, backwards and forwards with clasped fingers of right hand in left palm and vice versa;



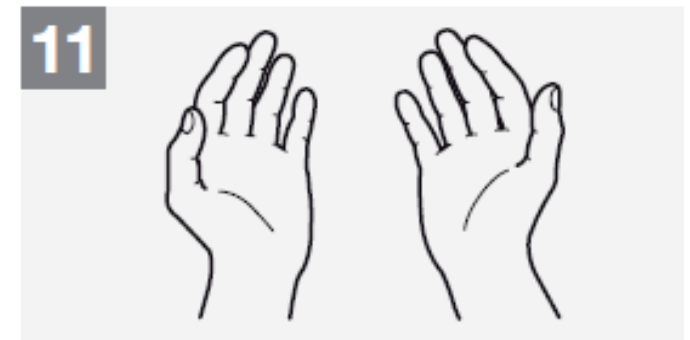
8 Rinse hands with water;



9 Dry hands thoroughly with a single use towel;



10 Use towel to turn off faucet;



11 Your hands are now safe.



**World Health
Organization**

Patient Safety

A World Alliance for Safer Health Care

SAVE LIVES
Clean Your Hands

REMOVING GLOVES SAFELY



GLOVES

- Should fit your hand- Request X-Small to X-Large
- Allergies/sensitivities
- Always change between clients (even in same family)
- Wash hands before and after gloving
- Dispose in garbage

OTHER

- No Food or drink in Lab Area
- Must ask if client has a bleeding disorder
- Bandages-Choking Hazard
- Blood Borne Pathogens Modules
- Use of Hazardous Waste bags
- Hepatitis B Vaccine